

# ARBORS



Redwood Arbor



Painted Arbor



Arbor with Bench



Arbor at Garden Entry

# AWNINGS



Manual Retractable Slide Wire Cable System Awning



Awning over Deck



Retractable Awning on Tracks / Steel Frame

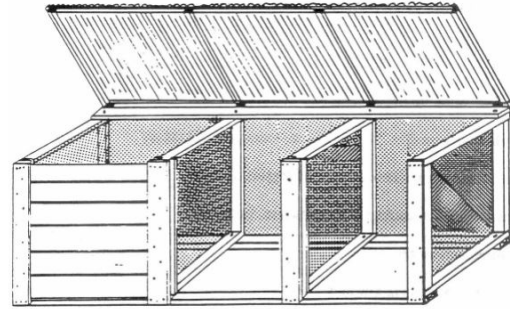


Retractable Awning on Tracks / Steel Frame

# COMPOST BINS



Three-Sided Wood Compost Bins



Line Drawing of Wood Bins with Fiberglass Lid




Composite Compost Bins



Presto Geobin Composting System

## CONCRETE WALKWAYS



Freestanding Pre-cast Concrete Sections



Concrete Sections with Mexican Tumbled Pebbles



Concrete Sections with Leaf Mulch



Concrete Sections with Groundcover in Joints

## DECOMPOSED GRANITE (D.G.) PATHS



D.G. Path with  
Rock Edging



D.G. Path with 2" x 4" Composite Edging



D.G. Path with Concrete Edging

## DECORATIVE CONTAINERS



Lemon Tree



Whimsical Container



Seasonal Planting



Self-Watering Planter / [tournesolsiteworks.com](http://tournesolsiteworks.com)  
on SF Rima Permeable Pavers

## DOWNSPOUTS



Elk Grove Rain Garden Drainspout



Downspout Directed to Permeable Cobble



Downspout Connected to Gutter Directed to Dry Creek Bed



Downspout Directed to Dry Creek Bed

## DRY CREEK BEDS



Lodi Brown Cobble



Creek Bed with Mounding



Creek Bed with Basalt Column Fountain



Dry Creek Bed



## DRY CREEK BEDS



Lodi Brown Cobble



River Bed Mix Cobble


# EDGING



Composite Edging



Metal Edging




Metal Edging with Flagstone, Mulch, and Decomposed Granite (D.G.)



Decomposed Granite (D.G.) Path with Concrete Edging

## EXPOSED AGGREGATE PAVERS



24" x 24" Exposed Aggregate Paver



24" x 24" Exposed Aggregate Pavers with Rock in Joints



18" x 36" Exposed Aggregate Paver Installation



18" x 36" Exposed Aggregate Pavers with Wood Edging

# FENCES



Painted Square Grid Wood Fence



Unpainted Square Grid Wood Fence



Composite Split-Rail Fence



Square Grid Fence, Natural Wood

# GARDEN ART



Repurposed Mirror



Repurposed Window



Obelisk



Metal Sculpture

# LABYRINTHS



Brick



Turf and Ledgestone



Permeable and Non-Permeable Concrete

# LIGHTING




Path Light



Uplight



Uplight on Sculpture



FX Luminaire LED Uplight  
[www.fxl.com](http://www.fxl.com)

# MOUNDING



Soil Excavated from Walkway used for Mound



Permeable Walkway and Seal Wall Retaining Mounding Soil



Creating Mound



Raised Planting Bed with Mounding Soil Retained by Ledge Stone



# MULCH



Decomposed Granite (D.G.) Path with Mulch



Concrete Walk with Mulch



Leaf Drop



Green Mix

# MULCH



Walk-On Mulch



Metal Edging with Flagstone, Mulch, and D.G.



Composite Edging



Metal Edging between Turf and Walk-On Mulch

## OVERHEAD STRUCTURES



Wood



Canvas



Composite



Overhead Structure & Deck Made of Composite Materials

# OVERHEAD STRUCTURES



Arch Made of Willow Branches



Wood Arbor



Wood Arbor




Composite Material

## PERMEABLE PAVERS - BASALITE® SF RIMA




Walkway during Construction  
[www.basalite.com](http://www.basalite.com)



Completed Walkway / ADA-Approved Paver



Steps



Patio

## PERMEABLE PAVERS - BELGARD® SUBTERRA



Belgard Hardscapes  
[www.belgard.com](http://www.belgard.com)



Patio with Permeable Pavers



Pavers with Rock in Joints for Permeability

## PERMEABLE PAVERS - XERIPAVE®



Natural Stone, Grey Paver



Installed in Driveway



Installed Across Driveway



Demonstration of Permeability

# RAIN BARRELS



Elk Grove Rain Garden Rain Chain and Rain Barrel



Downspout Directed to Rain Barrel



# RAIN CHAINS



Natural Rock Rain Chain



Metal Chain Directed to Decorative Container



Rain Chain Directed to Planting Bed



Rain Chain Connected to Gutter

# RAIN GARDENS



Rain Garden with Low-Volume Drip Emitters during Construction



Soil Excavated from Rain Garden used for Mound during Construction



Completed Rain Garden



Rain Garden at Sacramento County Animal Care and Regulation

## RAISED BEDS



4' x 8' Natural Wood Raised Beds on Angle  
with Mulch Pathways



Natural Stone Edging with Trellises



Narrow Raised Bed with Tomato Cages



Raised Bed with Decomposed Granite  
(D.G.) Pathways

## RECREATION / SPORT



Horseshoe Pit with Synthetic Turf



Horseshoe Pit with Natural Turf



Bocce Ball Court



Bocce Ball Court with Flagstone Walkway

## RECYCLED CONCRETE PATHS AND PATIO



Walkway with Rock in Joints



Permeable Recycled Concrete Path



Patio

## RECYCLED CONCRETE WALLS



Wall During Construction



Planting Beds during Construction




Close-Up View of Wall



Seat Wall and Patio

# RECYCLED GLASS



Recycled Glass to Simulate Fire



Accents of Recycled Glass Along Pathway



Glass Accents in Dry Stream Bed



Glass to Simulate Water at Base of Decorative Container

## SEAT WALLS



Stucco with Column and Wall Caps



Stucco Seat Wall



Stucco Seat Wall, Natural Stone Veneer Columns, Basalt Fountain, Mexican Pebbles



Dry Stack Natural Stone Wall with Moss Rock Boulder




## STEPS



Concrete Steps



Steps with Decomposed Granite (D.G.) and Wood Risers



Flagstone with Permeable Joints

# TRELLISES



Metal Arbor used as Trellis



Wood Trellis in Raised Planter



Wood and Metal



Wire Support

## WATER FEATURES



Basalt Columns Set on Mexican Pebbles



Basalt Columns



Polished Natural Stone



Boulder Set on Mexican Pebbles